



Service information

Reference no.: SDA_103483

Symptom

MANDATORY ACTION: GC76xx blinking LED lights

Cure

Symptom:

ECO button and Power button are blinking alternately.
ECO button and Power button are blinking together.

Products affected:




GC76xx

Root causes:

(1) ECO button (Green LED) and Power button (Blue LED) are blinking alternately
Combined signal error

Possible causes:

- (a) Yellow wire in the hose cord is broken. Refer figure 2.
- (b) Yellow wire and the White wire is shorted due to insulation sleeves punctured through. Refer figure 3.



(2) ECO button (Green LED) and Power button (Blue LED) are blinking together

Thermistor error


Possible causes:

- (a) Thermistor assy broken
- (b) White wire in the hose cord is broken

Symptom Cure:

(1) Replace hose cord assy

(2) For scenario shown in figure 3, it is possible to repair by taping the punctured sleeves with 2 rounds of heat resistant insulation tape like Kapton tape. See below figure.



Revision History:

16 May 2014: MANDATORY preventive action to put 2 rounds of heat resistant insulation tape on the Yellow wire and White wire (see figure 2) for products with date code before 1350, regardless of complaint symptom. From date code 1350 onwards, factory will put the insulation tape during product assembly.