



Service information

Reference no.: SDA_90838

Symptom

Actions after repair.

Cure

INFO:
Cleaning after repair and improvement of the brew unit lubrication.

CURE:
In order:

- to keep the coffee which is already in the coffee channel from falling into the brew group (brew chamber) during transport, always clean the coffee channel by means of a vacuum cleaner (Image 1). Old grinder: Open the dispenser flap and empty the dosing chamber by means of a vacuum cleaner (Image 2). It is also possible to take a brush for cleaning.

Image 1



Image 2



- Check if the water channel outlet of the boiler pin is obstructed and clean (see pictures 3-4). In case of obstruction the residual water is not lead into the residual water tray, the machine starts dripping. Also inform the customer regarding this cleaning procedure or add a leaflet.

Image 3




Line Vienna



Line Odea-Talea-Primea
Xelsis-Exprelia

Image 4



Line Incanto



Line Magic-Royal

- Lubricate of the brewing unit parts (Image 5), mainly focused in the piston rod (Image 6) to ensure the correct sliding on the gasket. For internal order cod. 11028379 KLUBER TUBE 5GR.

Image 5

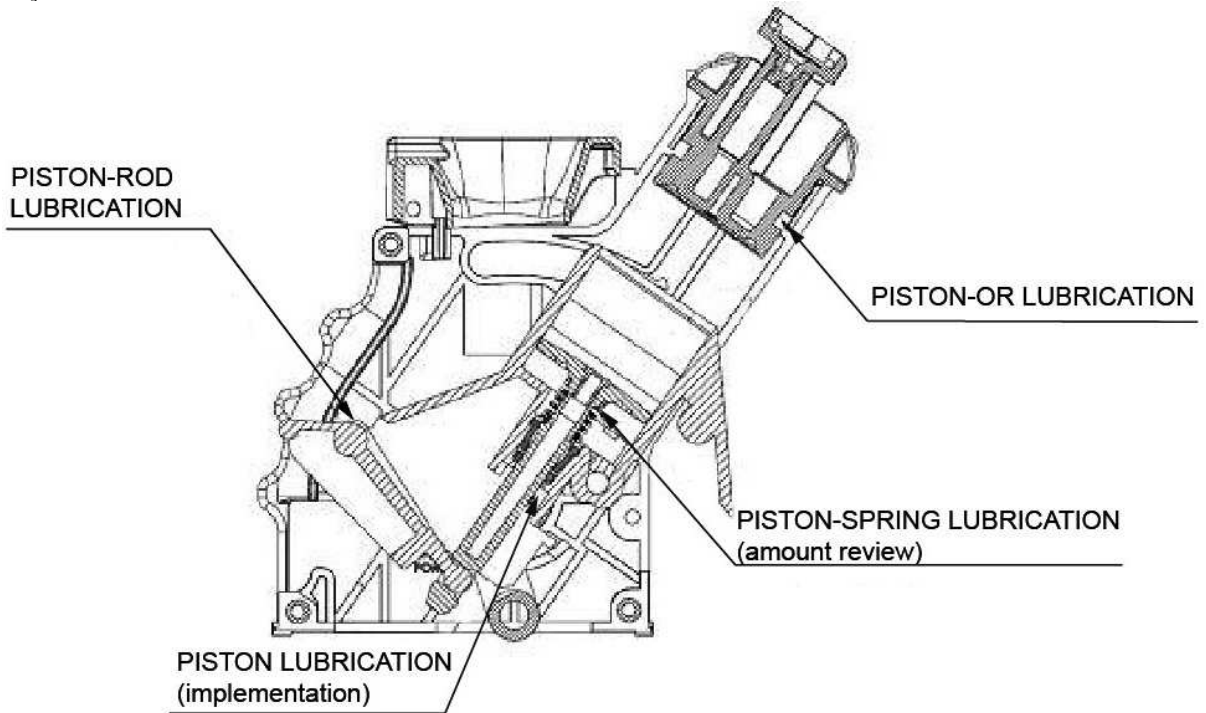
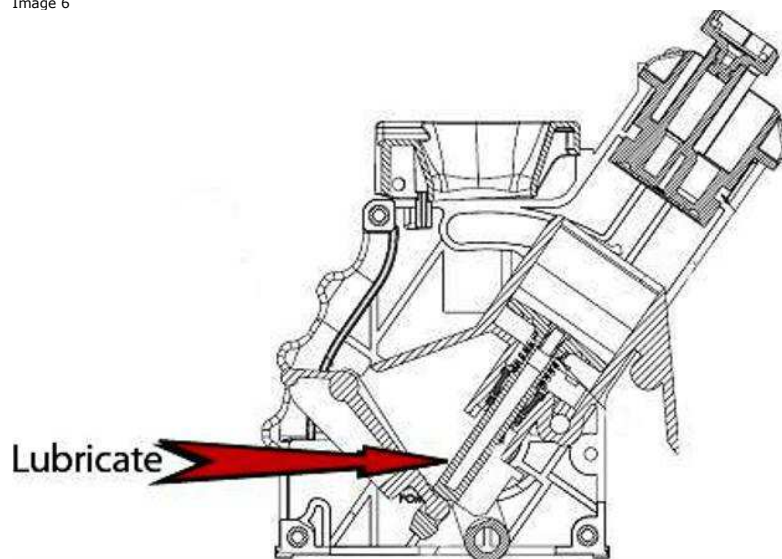


Image 6



HISTORY:
 23/05/2013 - Second review - Includes the SDAs: 96170-90734-96170
 20/12/2011 - First Release