



Philips Consumer Lifestyle

ServiceManual

PRODUCT INFORMATION

- This product meets the requirements regarding interference suppression on radio and TV.
- After the product has been repaired, it should function properly and has to meet the safety requirements as officially laid down at this moment.

TECHNICAL INFORMATION

- Colour : Marine Blue
- Power consumption : 1400 W
(IEC) 230V
- Maximum Air displacement : 32 l/s
- Dust storage capacity : 2 L
- Cord length : 6 m
(depending on type)
- Filter system : Double layer S-bagTM
: Permanent motor
protection filter
: AFS exhaust filter
- Noise : 85 dB

ACCESSORIES

- Nozzle : All purpose floor nozzle
- Tubes : Telescopic tube with extension piece
- Accessories : Crevice nozzle, small nozzle
- Coupling : Conical coupling

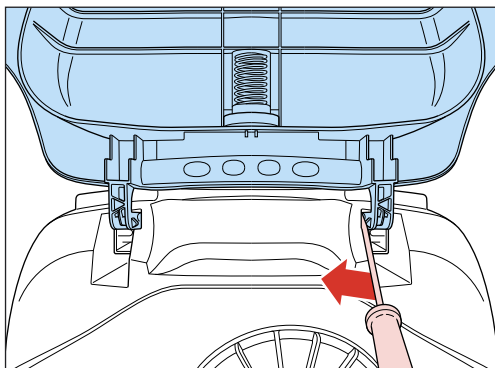
OPTIONAL (accessories)

- FC8021 Synthetic S-Bag 8838 021 03010
- FC8022 Clinic S-Bag 8838 022 03010
- FC8023 Anti Odour S-Bag 8838 023 03010

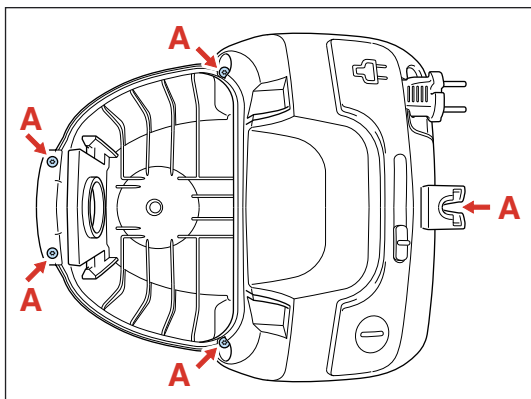
■ = changed

DISASSEMBLY- AND RE-ASSEMBLY ADVISE

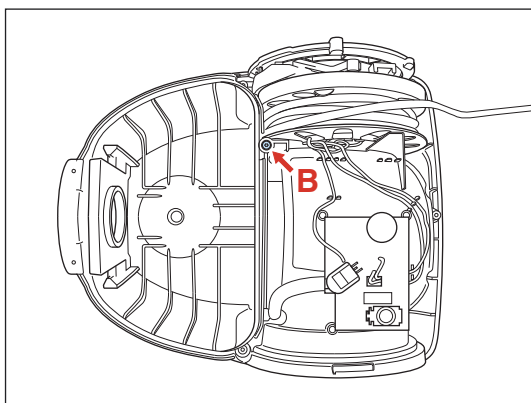
- First remove the dust bag.
- Remove the dustcover using a screwdriver (see picture).



- When the dustcover has been removed, the 5 screws **A** that need to be unscrewed to disassemble the upper housing, are accessible.



- After removing screw **B**, lift the motor cap (item 14) out of the lower housing to be able to take out the cord winder unit.

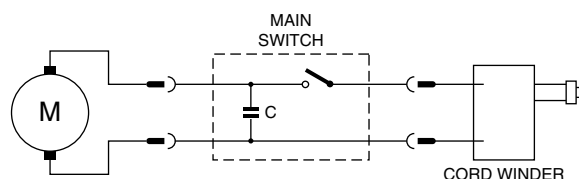


- To disassemble the cord winder, use TORX screwdriver no. T10, which is one of a set consisting of T20; T15; T10; T9; T8; T7 and T6 (code number 4822 395 50145).
- During re-assembling, take care the wires are positioned in the guides correctly.

REPAIR INSTRUCTION

- The spare parts have been standardized as much as possible.
- Depending on the original cord, the spare cord must be shortened to the length of the original cord.
- The cord winder spring must be tensioned to the maximum level and then be rewound approx. 1.5 turn
- If the reel half spring unit is replaced, shaft **D** must be lubricated with silicone grease. Do not apply any silicone grease to or spill any grease on terminals (item 27) or conductors (item 26).
- When the vacuum cleaner is used to suck up fine dust, the pores of the dustbag may become clogged, causing the passage of air through the dustbag to become obstructed. As a result, the dustbag-full indicator will indicate that the dustbag needs to be replaced, even though the dustbag is not full at all.

ELECTRICAL DIAGRAM



Pos	Service code	Description
1	4322 009 09690	Dustcover Assy Marine blue
2	4322 005 20800	Dustbag carrier assy
3	4322 003 28510	Side panel
4	4322 001 73610	Dustcover seal
5	4322 000 38890	Inlet filter Gemini
6	4322 003 28600	Inlet grille Pearl blue
7	4322 003 28480	Nose piece
8	4322 005 20760	Caster assy
9	4322 003 28590	Buttons Artic Ice
10	4322 000 68060	Button spring
11	4322 003 28570	Back panel Dark raven
12	4322 003 29580	Switch cap non-electronic
13	4322 006 23390	PCB non electronic
	4322 006 23460	PCB non electronic 127 V
14	4322 003 28560	Motor cap
15	4322 000 38900	AFS Filter Gemini
15a	4322 003 28660	AFS filter frame
16	4322 003 29110	Air outlet cover AFS
17	4322 001 73600	Plug Gemini Bag
18	4322 005 22630	Lower housing non electronics
19	4322 001 73590	Motor buffer front
20	4322 003 28680	Motor front support Domus

Pos	Service code	Description
21	4322 006 98040	Motor Domus 240 V 1400 W
	4322 006 97970	Motor Domus 230 V 1400 W
	4322 006 98000	Motor Domus 220 V 1400 W (ccc)
22	4322 003 28550	Air guide Domus
23	4322 001 73580	Bufferback Gemini
24	4322 005 20770	Base plate assy Gemini
25	4322 009 07610	Real half spring unit
	4322 009 09060	Real half spring unit PRC
26	4341 005 01330	Real half contact side
27	4341 005 00790	Contact plate assy
28	4341 006 01890	Cordset Taiwan/PRC L = 5.3 m
29	4322 006 02160	Cordset U.K./H.K. L = 6.3 m
30	4322 006 02060	Cordset Europe L = 6.3 m
31	4322 006 02080	Cordset Swiss L = 6.3 m
32	4322 006 07600	Cordset Brazil L = 7.3 m
33	4341 004 20420	Bend/hose assy
34	4341 005 01240	Bend handle
36	4341 004 20170	Crevise nozzle con.
37	4322 004 23520	Nozzle D272
38	4822 479 20039	Nozzle brush
39	4822 479 20038	Nozzle strip
40	4341 004 20100	Small Nozzle con.
41	4322 004 23740	Extension tube
42	4322 004 23490	Telescopic tube

* Standardized colour

