



HR1610 - 13

HR1616

HR1614 – 15, 17

HR1610/00-01
HR1611/00-02
HR1613/00-03
HR1614/00-03
HR1615/00-03
HR1616/00-01
HR1617/00-03

Philips Consumer Life Style

Version: A

Service Manual

PRODUCT INFORMATION

- This product meets the requirements regarding interference suppression on radio and TV.
- After the product has been repaired, it should function properly and has to meet the safety requirements as officially laid down at this moment.

DISASSEMBLY AND RE-ASSEMBLY ADVISE

- No specific issues

REPAIR INSTRUCTIONS

- No specific issues

OPTIONAL (accessories)

- No specific issues
- **Dimensions:** Powerunit (incl. bar):

Length	:	80 mm
Width	:	65 mm
Height	:	390 mm

Weight:

Powerunit + cordset: 645 g

powerunit+bar+cordset: 825 g

TECHNICAL INFORMATION

High voltage:

Voltage: 220 – 240 V
Frequency: 50 – 60 Hz
Power: 650 W
Temperature protection: TCO

Low voltage:

Voltage: 100 V – 120 V
Frequency: 60 Hz
Power: 400 W
Protection: Fuse

Vario Speed:

Motor Speeds:
Turbo: 16000 rpm ± 1600 pm
Speed – min: 8000 rpm ± 800 rpm
Speed – max: 14400 rpm ± 1400 rpm

Cord:

Plug:
Type: H03VVH2-F2 x 0,75 - white
Cable end: free end twisted and soldered
Free Length: 1,2 m

Materials and additional technical informations:

HR1610/00-01

HR1611/00-02

HR1613/00-03

HR1614/00-03

HR1615/00-03

HR1617/00-03

Housing: PP & SEBS

Chopper Interface: POM + GF

Chopper Beaker: SAN

Protection cap: TPE

Beaker: SAN

Oval beaker: SAN

Lids: LDPE

Whisk unit: PP/stainless steel

Plastik bar: PP

Metal bar:

length = 207 mm

diameter barcage = 63 mm

weight = approx. 170 g

Plastic bar:

length = 193 mm

diameter barcage = 65 mm

weight = approx. 117 g

XL Chopper (750ml)

Pull out force of coupling spring: min. 150N

Gear ratio = 1:4

Speed (with "Turbo" button): 4000rpm \pm 400rpm

Sound power level: <85dB(A)

Mini Chopper (400ml)

Pull out force of coupling spring: min. 150N

Gear ratio = 1:4

Speed (with "Turbo" button): 4000rpm \pm 400rpm

Sound power level: <85dB(A)

Power consumption (No load): max. 40W

Whisk Accessory

Gear ratio = 1:13,5

Speed (with "Turbo" button): 1200rpm \pm 120rpm

Sound power level: <85dB(A)

Force to attach the shaft in the gear box: 23,5N \pm 4,5N

Force to detach the shaft out of the gear box: 23,5N \pm 4,5N

Power consumption (No load): max. 30W

Motor

DC HV/LV motor from Johnson

Type: DC751(2)XLLG

Volumes:

Beaker: 1000 ml

Oval beaker: 1700 ml

Potatoe masher:

Materials:

Coupling: PP

Bar: PP

Paddle: PP + glass fibre 30 %

Dimensions:



Height: 235mm

Diameter: 100 mm

Weight: 220 g

Partslists + 3D view

HR1610/00-01
HR1611/00-02
HR1613/00-03
HR1614/00-03
HR1615/00-03
HR1617/00-03



Partslists

HR1610/00-01
 HR1611/00-02
 HR1613/00-03
 HR1614/00-03
 HR1615/00-03
 HR1616/00-01
 HR1617/00-03

	12NC	description	HR 1610	HR 1611	HR 1613	HR 1614	HR 1615	HR 1616	HR 1617
1	4203 035 95121	Blender bar plastic	X	X	X				
2	4203 035 95131	Blender bar metal				X	X	X	X
3	4203 035 95141	Protecting cap for plastic bar	X	X	X				
4	4203 035 95151	Protecting cap for metal bar				X	X	X	X
5	4203 035 95161	Whisk coupling unit			X			X	X
6	4203 035 95171	Whisk			X			X	X
7	4203 035 95181	Round beaker + lid	X	X		X	X	X	
8	4203 035 95191	Oval beaker + lid			X				X
9	4203 035 95201	XL Chopper lid							X
10	4203 035 95211	XL Chopper blade unit							X
11	4203 035 95221	XL Chopper bowl							X
12	4203 035 95231	Mini Chopper lid		X	X		X		
13	4203 035 95241	Mini Chopper blade unit		X	X		X		
14	4203 035 95251	Mini Chopper bowl		X	X		X		
15	4203 035 98321	Potato masher complete						X	
16	4203 035 98331	Potato masher Coupling Unit						X	
17	4203 035 98341	Potato masher Bar						X	
18	4203 035 98351	Potato masher paddle						X	


- The lid (7, 8) is removed from week 2014/11 onwards

Partslists for repair

HR1610/00-01
HR1611/00-02
HR1613/00-03
HR1614/00-03
HR1615/00-03
HR1616/00-01
HR1617/00-03

20	4203 035 95261	PCB Assy + switch activation knobs + spring HV * (use till production week 1237)
	4203 036 00151	PCB Assy+ switch activation knobs + spring HV * (used from production week 1238 onwards)
21	4203 035 95271	Screw caps (2x) - not shown
22	4203 035 95281	Power Unit Assy incl. Cordset HV (use till production week 1237)
	4203 036 00161	Power Unit Assy incl. Cordset HV (used from production week 1238 onwards)
	4203 036 02571	Power Unit Assy incl. Cordset CN
	4203 035 95301	Power Unit Assy incl. Cordset KR (use till production week 1237)
	4203 036 00171	Power Unit Assy incl. Cordset KR (used from production week 1238 onwards)
	4203 036 00541	Power unit assy incl. cordset UK (3 pin)
	4203 036 00561	Power unit assy incl. cordset AU
23	4203 035 95311	Housing
24	4203 035 95321	Bottom + Terminals + Cordset HV
	4203 036 02581	Bottom + Terminals + Cordset CN
	4203 035 95341	Bottom + Terminals + Cordset KR
	4203 036 00581	Bottom + Terminals + Cordset AU

* Can be sale to all countries, except China, Caribbean, Brazil & Taiwan



Repair instruction -----

